







Learning from Home Resources: Stage 2

This Framework is an overview only. You will need to log in to Seesaw every morning to see activity instructions. The activities that have the  symbol will need to be uploaded so that your teacher can provide you with feedback.

| | Monday | Tuesday | Wednesday | Thursday | Friday |
|----------------|--|--|---|---|---|
| Morning | <p>Library Listen to Mrs Mar read.</p> <p>Sound Waves <u>Brainstorm</u> There are two focus phonemes this week. Warm up with the phoneme chant and then participate in the activities to learn about our phonemes. Check Seesaw for instructions.</p> <p>Writing <u>Public Speaking</u> Video your speech and upload to Seesaw for your teacher to see! Check Seesaw for instructions.</p> <p></p> <p>Reading <u>Internal Characteristics</u> Today is Roald Dahl Day! Check Seesaw for instructions.</p> | <p>Library Listen to Mrs Mar read.</p> <p>Sound Waves <u>Segmenting & Online Games</u> Access Sound Waves online to use the segmenting tool and play the games. Check Seesaw for the link and passwords.</p> <p>Writing <u>Impromptu Speaking</u> Using preparation time wisely. Check Seesaw for instructions.</p> <p>Learning from Home <u>Reflection</u> Think about your learning experience this term and answer the questions. Check Seesaw for instructions.</p> <p></p> | <p>Library Listen to Mrs Mar read.</p> <p>Sound Waves <u>Focus Sound Search</u> How many words can you find in the image that have the phoneme of the week in them? Check Seesaw for instructions.</p> <p>Writing <u>Impromptu Speaking</u> Planning your speech. Check Seesaw for instructions.</p> <p>Reading <u>Cloze Passage</u> Check seesaw for instructions.</p> | <p>Library Listen to Mrs Mar read.</p> <p>Sound Waves <u>Activity Sheet</u> Complete the Unit 30 activity sheet from Sound Waves. Check Seesaw for the link.</p> <p>Handwriting <u>The /z/ phoneme</u> Check Seesaw for instructions.</p> <p>Reading <u>Inferring Activity</u> Check seesaw for instructions.</p> | <p></p> <p>Stop work by 12 o'clock.</p> <p>Library Listen to Mrs Mar's talk about the Brothers Grimm.</p> <p>I am Proud Choose a piece of work that you are proud of that has not been uploaded this week and post it to Seesaw for your teacher to see.</p> <p></p> <p>Sound Waves <u>Silly Sentences</u> Make up your own silly sentences (dictation) using as many of this week's spelling words as you can.</p> <p>Zoom Join your class Zoom at 10:00.</p> |

Break

| | | | | |
|---------------|---|---|--|--|
| Middle | <p>Mathematics <u>Column Graphs</u> Read and interpret column graphs. Check Seesaw for instructions.</p> | <p>Mathematics <u>Column Graphs</u> Represent data in a column graph. Check Seesaw for instructions.</p> | <p>Mathematics <u>Comparing Data</u> Compare different representations of data. Check Seesaw for instructions.</p> | <p>Mathematics <u>Representing Data</u> Select an appropriate graph to represent data. Check Seesaw for instructions.</p> |
| | <p>Fitness <u>Aerobics</u> Check Seesaw for instructions.</p> | <p>Fitness <u>Data Walk</u> Check Seesaw for instructions.</p> | <p>PDH <u>Strengths and Weaknesses</u> Learn to identify your own strengths and limitations. Check Seesaw for instructions.</p> | <p style="text-align: center;"> Fitness <u>Play the Deck</u> Test your fitness with this HIIT workout. Check Seesaw for instructions</p> |

Catch Up
Use this time to catch up on any work you did not get the chance to finish during the week.


12:00 - Spend your afternoon doing things that make you happy!



Here are some fun ways to spend your afternoon:

- Play a board game
- Read a story to a pet or a family member
- Play outside
- Watch a movie
- Make a card for someone you love
- Relax!

Break

| | | | | |
|------------------|--|--|---|--|
| Afternoon | <p>History <u>Eight Days at Kamay</u> Watch the video and read the journal excerpts to learn more about the HMB Endeavour arrival. Check Seesaw for instructions.</p> | <p>Creative Arts <u>Drama</u> Play the Emotion Headband Game with family. Choose one emotion and film a mime (acting with no sound) to represent that emotion. Check Seesaw for instructions.</p> | <p>Science <u>Flower Dissection</u> You will watch a video for instructions on how to dissect and label a flower. Check Seesaw for instructions.</p> | <p>STEM <u>Make Your Own Bird Feeder</u> Check Seesaw for instructions.</p> |
| | | |  | |