

Kindergarten Term 3 : Week 10 - 2021

Framework for Learning from Home – Early Stage 1 (K RUBY)

PLEASE ONLY UPLOAD THE TASKS IN GREEN WRITING TO SEESAW

You will need help from a parent/carer. Show each completed activity to your parents/carers, so they can check it.

	Monday	Tuesday	Wednesday	Thursday	Friday
	 <p>Have you had breakfast?</p>	 <p>Can you help empty the dishwasher?</p>	 <p>Have you brushed your teeth?</p>	  <p>Can you make your bed and tidy your room?</p>	 <p>Try and help someone in your family today.</p>
ROLL	<p>9:30am 13 September</p> 	<p>No Zoom meeting 14 September</p>	<p>9:30am 15 September</p> 	<p>9:30am 16 September</p> <p>Scavenger Hunt</p> 	<p>9:30am 17 September</p> <p>Assembly</p> 
MORNING SESSION	<p>The Seven Days of the Week Song https://www.youtube.com/watch?v=3tx0rvuXIRg</p> <p>Months of the year song by The Singing Walrus https://www.youtube.com/watch?v=Fe9bnYRzFvk</p> <p>Check out the Weather https://www.youtube.com/watch?v=RmSKsyJ15yg</p> 				

**English:
Guided Reading**

Read a book from your reading level on **WUSHKA** with a parent/carer and complete the quiz.

FRUIT BREAK**English:
Writing**

Write a recount about what you did for Book Week.

Remember to start with a 'Sizzling Start':

For example:

*I had so much fun doing the Book Week activities.

***I can't believe all the wonderful things I did during Book Week.**

Use the following structure:

- Orientation (Beginning) - **When, who and where**
- Sequence of events (Middle) - Use the following sentence beginnings: **First, Then, Next and Finally.**
- Personal comment (End) - **I felt..... or I had....**

Take a photo and upload it to Seesaw.

**English:
Guided Reading**

Read a book from your reading level on **WUSHKA** with a parent/carer and complete the quiz.

English: Writing

Sight Words:

came into good

Read these 3 new sight words to your parent/carer. Now have fun writing and making them using different materials. Eg: pencils, crayons, paint, playdough, magnetic letters, on a white board, using chalk.

Take a photo of your words and upload it to Seesaw.

FRUIT BREAK**Literacy:**

'Giraffes Can't Dance' by Giles Andreae

Enjoy the following:

Giraffes Can't Dance Movie

 Giraffes Can't Dance ...

Discuss the following questions with your parent/carer.

-How did Gerald feel at the beginning of the story and why?

-How did Cricket help Gerald feel very differently at the end of the story?

-What did you learn from the story 'Giraffes Can't Dance'?

**English:
Guided Reading**

Read a book from your reading level on **WUSHKA** with a parent/carer and complete the quiz.

FRUIT BREAK**English: Writing
Information Report -
'Free choice'**

Today you will write an information report about your **favourite animal**.

Please use the following structure:

Title

..... are

They have

..... eat

They live

Add one more interesting fact about your animal.

Take a photo and upload it to Seesaw.

**English:
Guided Reading**

Read a book from your reading level on **WUSHKA** with a parent/carer and complete the quiz.

Literacy:

**Giraffes
Can't Dance
by
Giles
Andreae**



 Giraffe...

Please enjoy this 'song' version of the story again.

There are many things we can do and many things we can't do **YET!**

Discuss with your parent/carer 3 things you can't do yet, but will be able to do if you practise and don't give up.

FRUIT BREAK

**Sport: Freeze Dance Time-
PE YOGA FREEZE DANCE**
Have fun following this freeze and dance yoga video.

This activity will be assigned on **Seesaw** in the morning.

**Maths: 3 Activities****1. Graphing -**

Watch the clip:

Fuzz Buzz graphing:

[Fuzz Bugs: Creating and Interpreting a Bar Graph • ABCya!](#)

2. 3D Objects

Now play this game -

Geometry of Everyday Objects

<https://au.mathgames.com/skill/1.88-geometry-of-everyday-objects>

**3. Creating with
shapes (2D):**

Enjoy this activity on **Seesaw**.

Save your '2D Shape' picture and 'record' yourself naming the shapes you used.

Mandarin:

For this week, Mr Li has provided a 'YouTube' clip on **Seesaw**.

You will be learning to use 'Daily Useful Phrases'.

LUNCH

Sound WavesChant:

https://www.youtube.com/watch?v=0rZk_z3EJfQ

Focus Grapheme: 'th'

Complete 'th' assigned activities on Seesaw.

Mathematics:Counting-


If you can count confidently to **30**, and back from **20**, try counting to **50** and back from **30**.

Now play the following 2 games;

-Skip Counting

[Skip Counting • ABCya!](#)

-Highest Wins

 Highest Wins!

Now complete your daily assigned mathematics Seesaw activity: Domino Addition

Sound WavesChant:

https://www.youtube.com/watch?v=0rZk_z3EJfQ

Focus Grapheme: 'th'

Complete 'th' assigned activities on Seesaw.

Mathematics:Counting-


If you can count confidently to **30**, and back from **20**, try counting to **50** and back from **30**

Now play the following 2 games;

-Multiplication Mine Jr.

[Multiplication Mine Jr • ABCya!](#)

-Friends of 10 Memory Game

 Friends of 10: Memory...

Now complete your daily assigned mathematics Seesaw activity: Fill in the Missing Numbers

Sound WavesChant:

https://www.youtube.com/watch?v=0rZk_z3EJfQ

Focus Grapheme: 'th'

Complete 'th' assigned activities on Seesaw.

Mathematics:Counting-

If you can count confidently to **30**, and back from **20**, try counting to **50** and back from **30**

Now play the following 2 games;

[Sequences: Count Up and Down](#)

[Math Games, Math Worksheets and Practice Quizzes](#)

[Positions: Left-Middle-Right Math Games, Math Worksheets and Practice Quizzes](#)

Now complete your daily assigned mathematics Seesaw activity: Adding and Subtracting Game board

Sound WavesChant:

https://www.youtube.com/watch?v=0rZk_z3EJfQ

Focus Grapheme: 'th'


Complete 'th' assigned activities on Seesaw.

Mathematics: Capacity Make a Rainbow Salt Jar!

(See picture in Friday's column)

You will need: salt, coloured chalk, paper and a recycled glass jar with a lid (spice jar, jam jar, small coffee container etc.)

Watch this video and read the instructions below.

 **DIY Colored Salt Made Wi...**

1. Pour salt on a piece of paper, enough to make a layer about ½ cm thick, in your chosen container...
2. Take a chalk colour and rub the chalk back and forth across the salt until you get the desired colour saturation.
3. Carefully, pour a layer of coloured salt into the container.
4. Repeat the process with new colours until the jar is completely full. Take care not to shake the rainbow salt jar as this will mix the layers up.

Take a photo of you holding your Rainbow Salt Jar and upload it to Seesaw.

Take a moment to enjoy the happy feeling you get making something and appreciate the colours and layers and how they look.

Display your rainbow jar somewhere special!



Make a Rainbow Salt Jar! See activity on Thursday.



Here are some fun ways to spend every Friday afternoon!

- Play a board game
- Read a story to a pet or a cuddly toy
- Play outside
- Watch a movie
- Make a card for someone you love

**Science & Technology-
Material World**

You all made such wonderful strong houses for 'The Three Little Pigs'.

Now that the 'Big Bad Wolf' can't blow any houses down, build a house using at least 3 different materials, for the 'BIG BAD WOLF'.

Hopefully, if he has a nice house to live in, he will leave 'The Three Little Pigs' alone!

**# Shared Reading
with Miss De Bono:**

'Kisses for Daddy'.

This will simply be a time for you to listen to a story for enjoyment.

**You will find this book on
Seesaw.**

**History- Are families in
other places like mine?**

Please go to Seesaw to
complete this activity.

**# Shared Reading
with Mrs Doulos:**

**'I Wish I Had A Pirate
Suit'.**

This will simply be a time
for you to listen to a story
for enjoyment.

**You will find this book on
Seesaw.**

**Creative Arts- Art or craft
of your favourite animal
from your information
report.**

Here are some suggestions:

**-paint or draw your animal,
(there are many YouTube
clips on 'How to draw
animals'),**

**-use origami to make your
animal,**

**-use materials to make a
3D picture of your animal,
-use a paper plate to make
your animal**

**Use your imagination and
your creativity.**

**# Shared Reading
with Miss De Bono:**

'Be Brave, Pink Piglet'!

This will simply be a time for
you to listen to a story for
enjoyment.

**You will find this book on
Seesaw.**

Library:

Library with Mrs Mar will
simply be a time for you to
listen to a story for
enjoyment.

**'Never Keep a Python
as a Pet'**

You will find this book on
Seesaw.

**# Shared Reading
with Mrs Spasevski**

'Upside Down Friday'.

This will simply be a time for
you to listen to a story for
enjoyment.

**You will find this book on
Seesaw.**

Enjoy the
next two
weeks of
holidays
Kindergarten!

